

PRODUCT RELEASE NOTES

ON24 VIRTUAL CONFERENCE

RELEASE HIGHLIGHTS

In our March 2023 Release 8.9, we're excited to bring you the latest innovations for Virtual Conference with new enhancements for the audience experience and tools to make it easier for admins to deliver an engaging experience.

- **Accessibility Enhancements:** Scale reach and maximize engagement while delivering content that is more accessible with new UX improvements including keyboard navigation, screen readers, tooltips, and high contrast mode enhancements.
- **Enhanced Profile Fields:** Optimize the registration form and profile fields based on user information to include and/or exclude fields from showing in registration and within a user profile.
- **Data Services Authentication:** To help protect Personal Identifiable Information (PII), an additional layer of security has been added to the Data Services Console requiring a new token that will authenticate requests preventing un-authenticated users from accessing data within the console.

ACCESSIBILITY ENHANCEMENTS

Release 8.9 includes UX improvements to allow content to be accessible to audiences who may use assistive devices while visiting a virtual conference. In many cases these updates will be invisible to users who do not use assistive technology or rely solely on keyboard-based navigation.

The accessibility updates include the following:

- Keyboard focus – enhancements to keyboard-based navigation to provide better UX for users who are unable to use a mouse to navigate throughout an environment.
- Screen readers – additionally tagging has been added throughout the application to provide more complete information to screen reading tools.
- Tooltips – additionally tooltips have been added in the application to provide more accessible instructions.
- High Contrast Mode – enhancements to better support high contrast mode in browsers / operating systems.

CONDITIONAL PROFILE FIELDS – COUNTRY EXCLUSION

In our [previous release](#), we added the ability to have profile fields (including registration fields) conditionally display based on the country the user selected. For example, country-specific consent terms can be presented based on which country a user selects during registration or within their profile. If a user selects a European Union country, consent terms specific to EU requirements can then be presented to the user.

Release 8.9 adds the ability to have profile fields conditionally exclude from being displayed based on the country the user selected to optimize the registration form or within a user’s profile.

The mechanism for excluding fields from displaying is similar to including except ‘Exclude on country selection’ should be selected as the Display option for the field in Virtual Conference Manager instead of ‘Based on country selection’.

The screenshot shows a configuration form for a field named 'Commercial Interests'. The form includes the following fields and options:

- Label ***: Commercial Interests
- Field Name**: Custom 3
- ID**: 9085590
- Type ***: Checkbox
- Style ***: Checkbox
- Default Setting ***: Unchecked
- Required**:
- Display**: Exclude on country selection
- Add a Country**: A dropdown menu with three options: 'Always show', 'Based on country selection', and 'Exclude on country selection' (which is highlighted in blue).

Conditional Exclusion

HIDDEN CHECKBOX PROFILE FIELD

Release 8.9 includes a hidden checkbox profile field (a.k.a. registration field) which is a checkbox type field that does not display – only the field label displays. This type of field can be used when it is desired that a checkbox value is saved for the field (yes/no, true/false) but users should not interact with the field. For example, this type of field can be used to display descriptive text for a conditional field where a yes/no value is required by integrated systems.

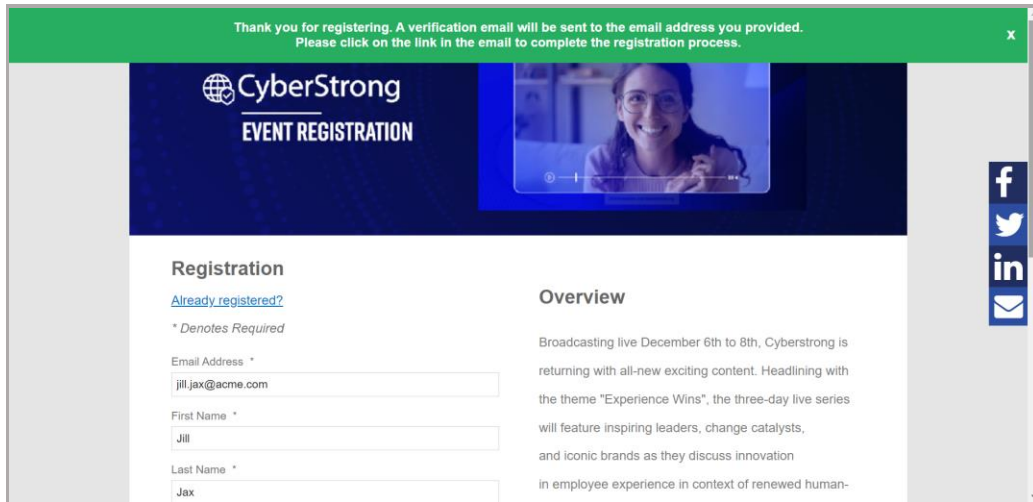
The screenshot shows the configuration interface for a checkbox field in the Virtual Environment Manager. The fields are as follows:

- Label ***: By visiting this site you agree to the Terms and Conditions of [Icons]
- Field Name**: Custom 1
- ID**: 8982290
- Type ***: Checkbox
- Style ***: Checkbox
- Default Setting ***: A dropdown menu is open, showing "Checkbox" and "Hidden checkbox" (which is highlighted by a mouse cursor).
- Required**:
- Display**: Always show

Virtual Environment Manager - Hidden Checkbox Selection

PROLONGED NOTIFICATION BANNER FOR REGISTRATION PAGES

Notification messages that are triggered during the registration process have been extended to display for up to 20 seconds. These notification messages include error conditions (e.g., registration is no longer accepted) as well as success conditions (e.g., notification to look for an email to complete the registration process). The prolonged duration will provide ample time for registrants to view the notifications.



Prolonged Notification Banner




DEFAULT ADMIN PERMISSIONS UPDATE

The administrator permissions: Create New Locations, Import Locations and Delete Locations will no longer be given to Producers by default. Historically, these have been given at time of the creation of a Producer admin but then quickly disabled. For efficiency reasons, these permissions are now off by default.

DATA SERVICES AUTHENTICATION

Release 8.9 includes a new token-based mechanism for authenticating requests to Data Services providing an additional layer of security and preventing un-authenticated users from accessing data within the console. With this feature enabled, all external requests to Data Service will be required to include a token in the header that matches the token configured within Data Services.

To enable this feature, check the 'Enable Data Services Access Token' in the Overview > Features section of Virtual Conference Manager. When the feature is enabled a 'Provision Access Token' button will be available in the Data Services Console. Clicking the button will generate the necessary token.

ON24 VIRTUAL CONFERENCE MANAGER Onboarding Demo sam.iam   

Find an environment

Home Overview Registration Sponsor Details Location Content Additional Features **Reports**

Analytics Attendance Report Data Services Audit Log

Data Services Console

The activity that occurs within a Virtual Conference creates a wealth of useful data. This data is critical to determining the success of the environment, refining objectives, and optimizing the user experience. The Data Extracts listed below are provided as a means to extract the data generated from your virtual environment. This data can be integrated into a CRM application, or other system, to create a holistic view of how your environment fits into your overall business objectives.

Usage Guidelines
Data Extracts are available as downloads in CSV, XML and JSON formats. The different formats all provide the same data - the only difference between them is date format (UTC dates in CSV are yyyy/mm/dd HH24:Mi:SS display format. UTC dates in XML and JSON are in milliseconds since Epoch).

Downloads can be filtered on a specific date range and configured for either Coordinated Universal Timezone (UTC) or the timezone configured for the environment. Extracts can be downloaded either individually or as a group. To download an individual extract, simply click on the desired format listed next to the title of the extract. Zip formats are available for individual files in the event of a large volume of available data. To download multiple extracts simultaneously, select the checkbox next to each of the desired extracts (or Select All) and click the button at the bottom of the page for the desired format.

Data Extracts are also available as XML or JSON for integration directly into a CRM application or other system. To obtain the XML or JSON URL, click on the link for the desired extract and copy the URL in the browser address bar. The XML and JSON URLs for the Activity extracts support full, incremental, and date range specific feeds as well as configurable timezone support.

- Full:** Provides data for applicable dates. By default both XML and JSON provide full extracts - no additional parameters required.
- Incremental:** Provides all data for the last X days. Append '&days=X' (omit quotes) to the default XML or JSON URL to obtain only the last X number of days of data.
- Date Range:** Provides all data within a specified range of dates. Append '&fromDate=###&toDate=###' (omit quotes), where ### is the desired date/time in the format YYYY-MM-DDThh:mm:ss (example: 2018-07-01T14:00:00 for July 1, 2018 at 2:00pm).
- Timezone:** Append '&timezone=X' (omit quotes) to specify a desired timezone. The value provided must be a valid timezone code (e.g. America/Los_Angeles instead of PDT). UTC will be assumed if a desired timezone is not specified.

Access Token
Lorem ipsum dolor sit amet, consectetur adipiscing elit, sed do eiusmod tempor incididunt ut labore et dolore magna aliqua. Ut enim ad minim veniam, quis nostrud exercitation ullamco laboris nisi ut aliquip ex ea commodo consequat. Duis aute irure dolor in reprehenderit in voluptate velit esse cillum dolore eu fugiat nulla pariatur. Excepteur sint occaecat cupidatat non proident, sunt in culpa qui officia deserunt mollit anim id est laborum.

Provision Access Token

Token Secret: *No token is provisioned*
Provisioned Date:
Provisioned By:

Onboarding Demo (879185 /onboardingdemo)

Start Date: End Date: Timezone: Coordinated Universal Timezone (UTC) Environment Timezone (America/Los_Angeles)

Environment Level Activity Extracts (Select All)

Registration Conversion [CSV](#) [CSV.Zip](#) [XML](#) [XML.Zip](#) [JSON](#) [JSON.Zip](#)
Provides data on the conversion of registration page hits to registrants.

Data Services Access Token

TEST RESPONSES DATA SERVICE

Release 8.9 includes a new Test Responses data service extract. Test Responses will return the responses submitted for all questions on all ON24 Tests configured in an environment. This extract is available in the Environment Level Activity Extracts section of Data Services.